

8

7

6

5

4

3

2

1

REVISIONS			
REV	DESCRIPTION	DATE	APPROVED
A	PIN DIA CHANGE TO 2.470	4-4-11	WALT

D

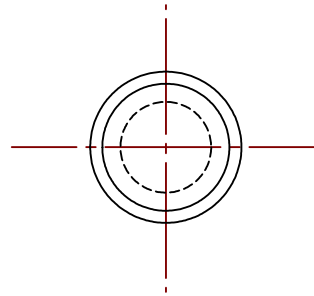
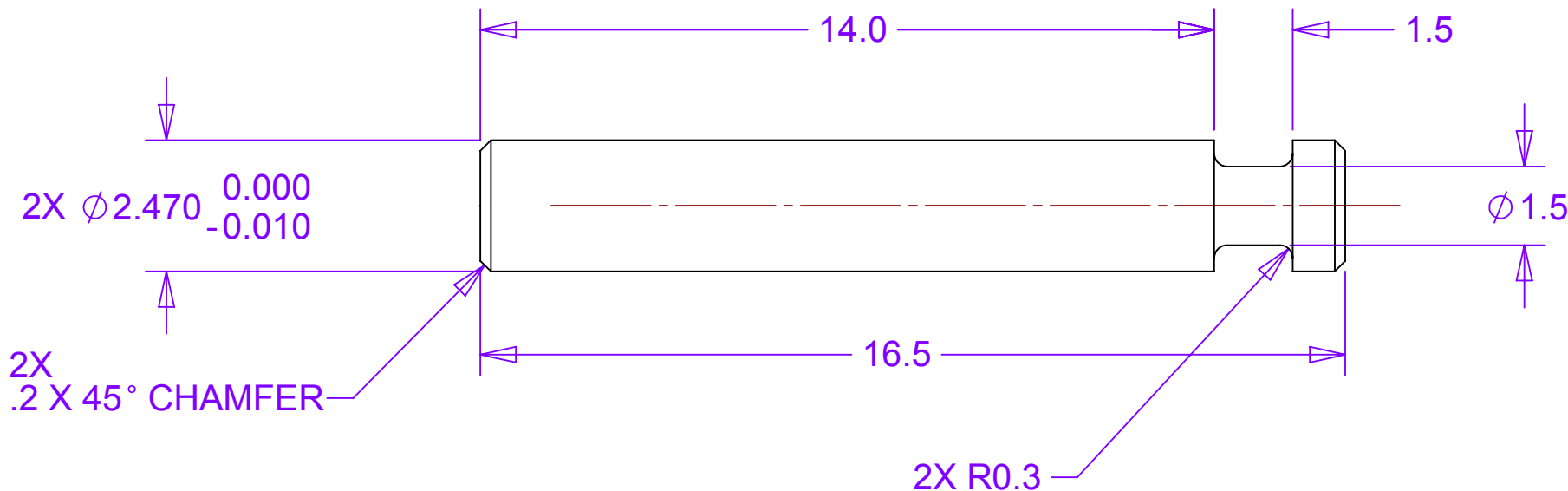
D

C

C

B

B

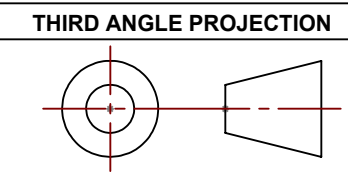


MATERIAL: 316 STAINLESS STEEL

NOTES: UNLESS OTHER WISE SPECIFIED

1. ALL DIMENSIONS IN MILLIMETERS
2. DIMENSIONS AND TOLERANCING PER ASME Y14.5M-1994
3. SURFACE TEXTURE PER ANSI/ASME B 46.1-1985
4. REMOVE ALL BURRS AND BREAK SHARP EDGES TO A MAXIMUM OF .4
5. ALL INSIDE CORNERS TO BE .4 RADIUS MAX
6. COUNTERSINK 82 DEGREES ALL TAPPED HOLES TO MAJOR DIAMETER
7. COUNTERSINK 82 DEGREES APPROXIMATELY .08/1.5 DEEP ALL DRILLED HOLES
8. PARTS TO BE THOROUGHLY CLEANED TO REMOVE ALL OIL, GREASE, DIRT AND CHIPS
9. PART NUMBER (DRAWING NO., DASH NO., REVISION NO., SERIAL NO.) TO BE CLEARLY MARKED ON THE PACKAGING BAG OR PART ITSELF.

THIS DOCUMENT CONTAINS INFORMATION THAT IS THE PROPRIETARY PROPERTY OF HYTEC, INC.
REPRODUCTION, DISCLOSURE, OR RELEASE TO OTHERS, MANUALLY OR ELECTRONICALLY,
IS STRICTLY PROHIBITED WITHOUT THE PRIOR WRITTEN CONSENT OF HYTEC, INC.



UNLESS OTHERWISE SPECIFIED: DIMENSIONS ARE IN MILLIMETERS -TOLERANCES-		CAD GENERATED DRAWING, DO NOT MANUALLY UPDATE DO NOT SCALE DRAWING		<i>HYTEC, INC</i>			
DECIMALS X = +/- .5 X = +/- .1 .XX = +/- .01 .XXX = +/- .001				TITLE PHENIX CENTRAL UPGRADE DISK1 & CAGE-VTX MOUNTING EXTRACTABLE LOCATING PIN			
ANGULAR X = +/- .30° .XX = +/- .15° SURFACE FINISH = 250							
FINISH			SIGNATURE	DATE			
		Designer	Roger L. Smith	3/9/2010			
		Drawn	Roger L. Smith	3/9/2010		DWG. NO.	
		Checked	RJ Ponchione	4/12/2010		SIZE	
		Engineer	RJ Ponchione	3/9/2010		SHEET NO.	
PART NO. 111-PHX-02-3001-1		Approved	Walt Sondheim	4/12/2010		111-PHX-02-3001A D	1 of 1
				SCALE 8:1		REVISION	

8

7

6

5

4

3

2

1

A